



Supporting the future  
of Syria and the region

Brussels VII Conference | 14-15 June 2023



دعم مستقبل  
سوريا والمنطقة

مؤتمر بروكسل السابع | ١٤-١٥ حزيران / يونيو ٢٠٢٣

# Supporting Syria and the Region: Post-Brussels Conference Financial Tracking

Report Sixteen  
May 2024



FUNDED BY THE  
EUROPEAN UNION

# Supporting Syria and the region: Post-Brussels conference financial tracking: May 2024

On 14-15 June 2023, the European Union (EU) institutions and representatives of 57 states including EU Member States (MS) - plus 19 United Nations (UN) agencies, three regional organisations, four International Financial Institutions (IFIs), three humanitarian organisations, and a number of representatives of civil society – came together to renew political, humanitarian, and financial commitments for supporting the future of Syria and the region at the Brussels VII Conference.

Hosted by the EU, this eleventh pledging conference announced a total funding pledge of **EUR 4.57 billion (US\$ 4.93 billion) for 2023**, plus multi-year pledges of close to **EUR 1 billion (US\$ 1.07 billion) for 2024 and beyond**. In addition, IFIs and donors announced close to **EUR 4 billion (US\$ 4.28 billion)** in loans on concessional terms.

This is the sixteenth financial tracking report in a series that tracks financial contributions against pledges made in response to the Syrian crisis. This report was commissioned by the European Commission (EC) and presents the contributions of donors against their pledges made at the Brussels VII conference, as of 31 December 2023<sup>1</sup>.

This report summarises the progress of contributions to respond to the crisis in Syria and in

the neighbouring refugee-hosting countries: Jordan, Lebanon, Türkiye, Iraq, and Egypt.

It also provides a breakdown of grant pledges and contributions and loan pledges to Syria and the region. Information was gathered directly from all participating donors and multi-lateral development banks and supplemented by Brussels conference documentation and triangulated with data from the Office for the Coordination of Humanitarian Affairs (OCHA) Financial Tracking Service (FTS). A glossary of the terms used throughout is given at the end of the report (Annex A: Glossary), as are details of the data sources and methodology employed (Annex B: Methodology).

Throughout this report, the term “contribution” refers to the sum of all assistance reported at each mutually exclusive stage of the funding process – committed, contracted, and disbursed (Annex A: Glossary).

This report does not include pledges made at the ‘Together for the people in Türkiye and Syria’ Conference on 20 March 2023 aimed at supporting people in Türkiye and Syria after the devastating earthquakes of February 2023. Funds contributed as a result of this conference are tracked in a separate report.

*This publication was produced with the financial support of the European Union. Its contents are the sole responsibility of Altair Asesores and do not necessarily reflect the views of the European Union.*

---

<sup>1</sup> Throughout this report as of ‘December 2023’ and ‘the end of 2023’ are used as shorthand for 31 December 2023.

# Contents

<b>Key results</b> .....	<b>3</b>
<b>Overview</b> .....	<b>5</b>
Grant Contributions .....	6
Loan Pledges and Contributions .....	9
<b>Progress by Recipient Country</b> .....	<b>10</b>
Grant Contributions 2023 .....	10
Grant Contributions 2024 and beyond .....	11
Loan Contributions .....	12
<b>In focus: Contributions to Jordan, Lebanon, Türkiye, and Syria</b> .....	<b>13</b>
<b>Sectors</b> .....	<b>18</b>
<b>Channels of Delivery</b> .....	<b>20</b>
<b>UN Coordinated Response Plans</b> .....	<b>21</b>
<b>Annexes</b> .....	<b>23</b>
Annex A: Glossary .....	23
Annex B: Methodology .....	25

## Key results

At the Brussels VII Conference on Supporting the Future of Syria and the Region held on 14-15 June 2023, the international community and governments of refugee-hosting countries came together to reaffirm their commitments to helping millions of affected civilians in Syria, and Syrian refugees as well as the communities generously hosting them in neighbouring countries.

Together, thirty-eight donor countries and the EC pledged €4.57 billion (US\$4.93 billion) in grants to support humanitarian, development and stabilisation activities in 2023 in Syria and the region. In addition, five donor countries and the EC made forward-looking pledges of €995 million (US\$1.07 billion) for 2024 and beyond. Finally, two IFIs and two donor countries announced

€3.97 billion (US\$4.28 billion) in loans. More details can be found in the Chair's statement.<sup>2</sup>

The purpose of this tracking exercise is to provide an update on the funding delivered in the region and to ensure accountability of donors for the delivery of funding against the pledges made at the Brussels VII Conference. This report considers contributions up to the end of December 2023, just six months after the conference, which explains why some of the pledges are not fully implemented.

This report does not include pledges made at the 'Together for the people in Türkiye and Syria' Conference on 20 March 2023 aimed at supporting people in Türkiye and Syria after the devastating earthquakes of February 2023. Funds contributed as a result of this conference are tracked in a separate report.

---

<sup>2</sup> Chair's statement  
[https://www.consilium.europa.eu/media/65267/2023\\_06\\_15\\_chairstatement.pdf](https://www.consilium.europa.eu/media/65267/2023_06_15_chairstatement.pdf)

<p>This sixteenth financial tracking report notes that, as of 31 December 2023:</p> <ul style="list-style-type: none"> <li>• Donors have so far contributed €5 billion (US\$5.4 billion) in grants for 2023 for Syria and countries in the region most affected by the Syrian crisis (Jordan, Lebanon, Türkiye, Iraq, and Egypt), thereby fulfilling 109% of the original conference pledge of €4.6 billion (US\$4.9 billion).</li> <li>• For grants for 2024 and beyond, donors made available €1.3 billion (US\$1.4 billion), surpassing the original conference pledge of €1.0 billion (US\$1.1 billion).</li> <li>• For loans for 2023 and beyond, donors and IFIs made available €2 billion (US\$2.2 billion), so far satisfying 52% of the original conference pledge of €4 billion (US\$4.3 billion) in loans to the governments of refugee-hosting countries.</li> </ul> <p>These figures refer to new contributions and should not take account of ongoing interventions funded with contributions from previous years.</p> <p>Together, the EC and 22 of its MS<sup>3</sup> pledged a total €2.9 billion (US\$3.1 billion), representing 62% of the 2023 grant pledge made at the Brussels VII Conference. As of December 2023, the EC and the MS had contributed €3.2 billion (US\$3.4 billion), representing 65% of all contributions, and fulfilling 113% their total grant pledge for 2023.</p> <p>In terms of grant 2023 contributions, the three largest donors are the EC, Germany, and the United States, accounting for 65% of all 2023 grant contributions as of December 2023.</p> <p>Of recipient countries, Syria received the largest 2023 grant contribution of €2 billion (US\$2.1 billion) surpassing the original pledge of €1.2 billion (US\$1.3 billion). The three largest donors accounted for 60% of total grant contributions for Syria in 2023, as follows: USA €577 million (US\$622 million), Germany €367 million (US\$395 million), and the EC €250 million (US\$269 million). Syria also benefited from €68 million (US\$74 million) in grant contributions for 2024 and beyond.</p> <p>Lebanon received the second largest amount of 2023 grant contributions, at €938 million (US\$1 billion). The three largest donors contributed 59% of the total: Germany €227 million (US\$245 million), the EC €208 million, (US\$224 million), and the USA</p>	<p>€119 million (US\$129 million). For 2024 and beyond, grant contributions of €264 million (US\$284 million) were made available for Lebanon by the end of 2023.</p> <p>Türkiye received €892 million (US\$962 million) in grant contributions for 2023, with the main donor, the EC, contributing 76% of all contributions by the end of 2023, with €681 million (US\$734 million) in grant contributions.</p> <p>By the end of 2023, Jordan received €667 million (US\$719 million) in 2023 grant contributions. Three donors contributed 65% of the total: Germany €272 million (US\$293 million), the EC €103 million (US\$110 million), and the Netherlands €60million (US\$64 million).</p> <p>Jordan also received the most grant contributions for 2024 and beyond, €675 million (US\$727 million). Also, loan contributions for Jordan for 2023 and beyond amounted to €577 million (US\$622 million), more than double the conference loan pledge of €270 million (US\$291 million).</p> <p>Egypt had received by December 2023 grant contributions of €82 million (US\$88 million) exceeding by three times the conference pledge of €25 million (US\$27 million). Egypt was also subject to the most loan contributions, amounting to €1.2 billion (US\$1 billion) by the end of 2023.</p> <p>As of December 2023, the funding requirements of the Syria Humanitarian Response Plan (HRP) 2023<sup>4</sup> and the Syria Regional Refugee and Resilience Plan (3RP) 2023<sup>5</sup> were 39%<sup>6</sup> and 14%<sup>7</sup> covered, respectively. The co-chairs urged donors to maintain or step up their efforts and renew their financial commitments in support of the continued delivery of lifesaving, protection, and resilience support in the region in 2024 and beyond, wherever possible on a multi-annual basis.</p> <p>The region continues to face increased food insecurity following the Russian invasion of Ukraine, and humanitarian challenges following the earthquakes on 6 February 2023 in Southern Türkiye and Northern Syria. Donors have been reorienting programme priorities and pledging new funding to contribute to meeting these needs including €7 billion pledged at an International Donors' Conference 'Together for the people in Türkiye and Syria'. Contributions resulting from this conference are tracked in a separate report.</p>
---	--

<sup>3</sup> EU27 [https://european-union.europa.eu/principles-countries-history/country-profiles\\_en](https://european-union.europa.eu/principles-countries-history/country-profiles_en)

<sup>4</sup> Syrian Arabic Republic HRP 2023 <https://humanitarianaction.info/plan/1114>

<sup>5</sup> Syrian Arabic Republic 3RP 2023 <https://humanitarianaction.info/plan/1126>

<sup>6</sup> Syrian Arabic Republic HRP 2023 <https://humanitarianaction.info/plan/1114/financials>

<sup>7</sup> Syrian Arabic Republic 3RP 2023 <https://humanitarianaction.info/plan/1126/financials>

# Overview

At the Brussels VII Conference on 14-15 June 2023, donors pledged a total of **€5.6 billion in grants for 2023 and beyond**: specifically, thirty-eight donors publicly pledged **€4.6 billion** in grants for 2023, plus six donors pledged a further **€995 million** for 2024 and beyond.<sup>8</sup>

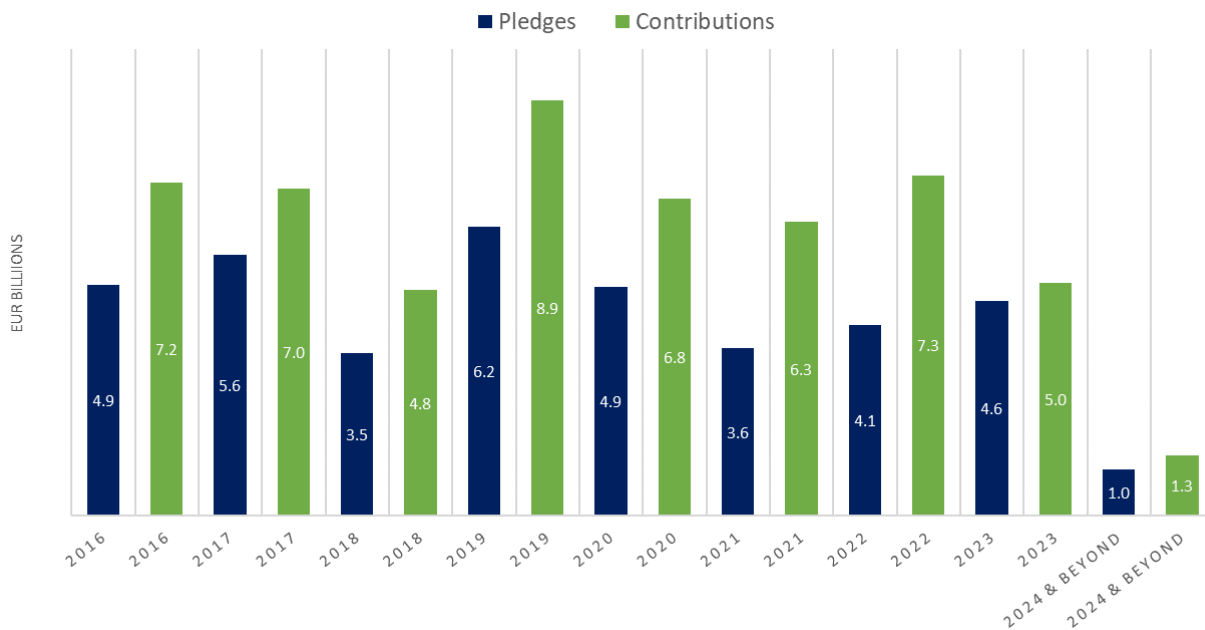
As of December 2023, donors reported grant contributions for 2023 of €5 billion, thereby fulfilling 109% of the total conference pledge for 2023 (€4.6 billion). Of the thirty-eight donors who pledged for 2023, thirty-three had met, nearly met (above 95%) or exceeded their pledges. For 2024 and beyond, six donors reported grant contributions totalling €1.3 billion, thereby fulfilling 130% of the original conference pledge (€995 million).

For loans for 2023 and beyond, a total pledge was made of €4 billion for new loans, with IFIs pledging €3.6 billion, France pledging €350 million and Finland €7 million. As of December 2023, more than half (52%; €2.1 billion) of the new loan pledges made at the conference have already been realised.

Since the tracking of pledges made at the conferences started in 2016 with the “Supporting Syria & the Region Conference” in London, there has been a clear trend of contributions (committed, contracted, and disbursed amounts) exceeding pledges. Consistent with this trend, as of December 2023, grant contributions have exceeded the pledges made at Brussels VII Conference.

Representatives at the Brussels VII Conference expressed<sup>2</sup> grave concern about Syria, one of the world’s most complex humanitarian and protection emergencies and displacement crises of our times. In 2023, an estimated 70% of the population in Syria, or 15.3 million people, are in need of humanitarian assistance inside the country - an increase of 700,000 from 2022 – including 2.1 million Internally Displaced Persons (IDPs) living in last resort sites. Almost half of those in need are children, 4.5 million are women and a further 17% are persons living with a disability.

Figure 1: Grant contributions against pledges, by year



<sup>8</sup> A detailed list of all pledges can be found in Tables 1-3 of the Annex to the Chair’s statement: [https://www.councilofeuropa.eu/media/65267/2023\\_06\\_15\\_chairstatement.pdf](https://www.councilofeuropa.eu/media/65267/2023_06_15_chairstatement.pdf)

# Progress by Donor

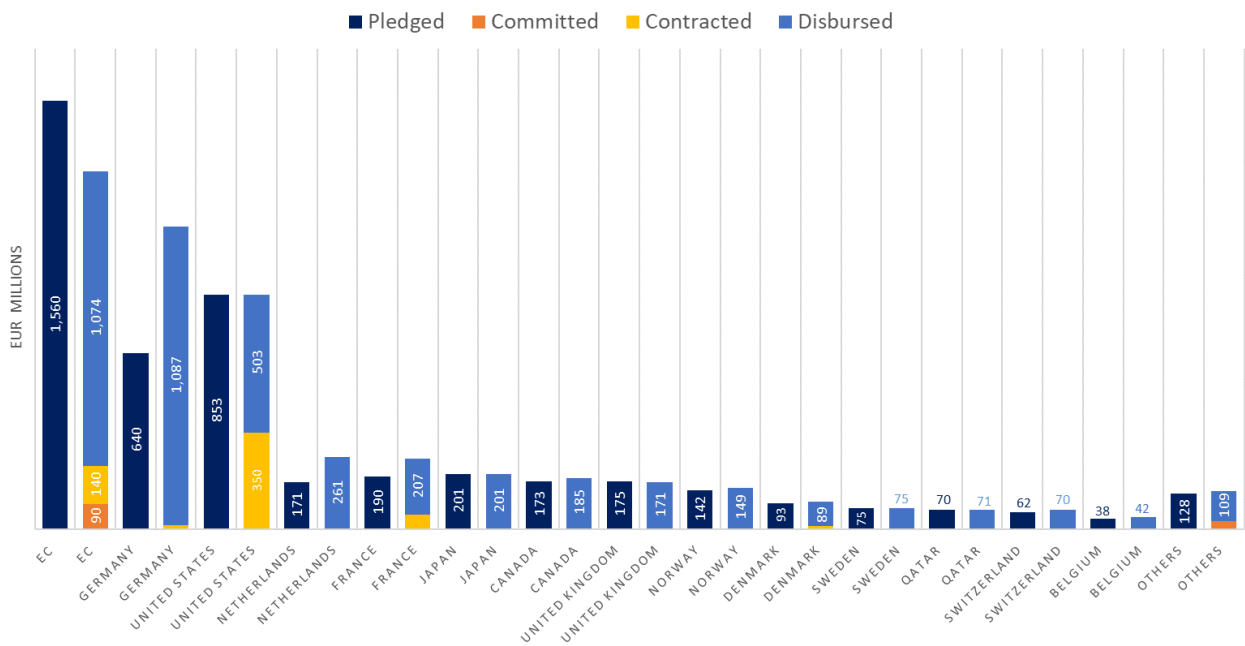
## Grant Contributions

As of December 2023, thirty-eight donors contributed a total of €5 billion in grants to Syria and the region against their grant pledges of €4.6 billion for 2023<sup>9</sup>. This amounts to 109% of the total pledge for 2023 grants being firmly contributed to a country, sector, and delivery channel, by the end of 2023.

This includes funds reported as committed, contracted, and disbursed. Of the thirty-eight

donors who pledged for 2023, thirty-three had made contributions that met, nearly met (above 95%) or exceeded their pledges by the end of 2023. The top three donors contributed 65% of all contributions for 2023, including Germany who exceeded their conference pledge by 172%, the United States who exactly delivered on their conference pledge, and the EC who had contributed 84% of their 2023 Grant pledge by the end of December 2023.

Figure 2: Grant contributions against pledges, by donor 2023



<sup>9</sup> The 2023 grant contributions do not include contributions to the EU Facility for Refugees in Türkiye.

**Table 1: Grant contributions and pledges (EUR), 2023**

Donor	Pledged	Contributions	Committed	Contracted	Disbursed
EC	1,560,000,000	1,304,214,266	89,885,233	140,090,496	1,074,238,537
Germany	640,220,000	1,100,463,400	2,263,058	11,694,189	1,086,506,153
United States	853,084,838	853,084,838		349,943,023	503,141,815
Netherlands	171,100,000	261,289,688			261,289,688
France	190,000,000	257,732,024	1,620,000	49,200,402	206,911,622
Japan	200,998,724	200,998,724			200,998,724
Canada	172,879,822	185,484,467			185,484,467
United Kingdom	174,835,363	171,058,179			171,058,179
Norway	142,094,385	149,484,292			149,484,292
Denmark	92,764,378	101,002,917		12,284,685	88,718,232
Sweden	75,044,976	75,044,976			75,044,976
Qatar	69,573,284	71,058,118			71,058,118
Switzerland	61,753,808	70,243,299			70,243,299
Belgium	37,500,000	42,250,000			42,250,000
Ireland	20,600,000	23,100,000			23,100,000
Australia	19,659,240	19,659,240			19,659,240
Finland	18,067,823	19,547,876	19,547,876		
Austria	19,150,000	16,500,000	7,500,000	700,000	8,300,000
Spain	7,500,000	16,048,444			16,048,444
Korea	11,131,725	11,131,725			11,131,725
Mexico	5,565,863	5,565,863			5,565,863
Luxembourg	6,000,000	5,481,264			5,481,264
Czech Republic	5,661,000	4,916,505			4,916,505
Hungary	4,639,000	4,376,643			4,376,643
Slovakia	2,494,330	2,476,330			2,476,330
Poland	1,844,460	2,229,823			2,229,823
New Zealand	2,042,321	2,042,321			2,042,321
Iceland	1,337,793	1,337,794			1,337,794
Liechtenstein	514,615	854,355			854,355
Malta	75,000	324,672			324,672
Estonia	225,000	275,000			275,000
Romania	200,000	200,000	200,000		
Croatia	185,529	190,000			190,000
Slovenia	140,000	140,000	70,000		70,000
Cyprus	100,000	100,000			100,000
Greece	100,000	100,000			100,000
Brazil	92,764	92,764			92,764
EIB	500,000	-			
<b>Totals EUR</b>	<b>4,569,676,041</b>	<b>4,980,099,807</b>	<b>121,086,167</b>	<b>563,912,794</b>	<b>4,295,100,846</b>

At the Brussels VII Conference, six donors announced forward-looking pledges totalling €995 million in grants for 2024 and beyond. As of December 2023, these six donors had contributed a total of €1.3 billion in grants to Syria and the region for grants for 2024 and beyond, thereby fulfilling 130% of their conference pledge. Moreover, 82% of the total contributions were formally contracted by the end of December 2023.

Germany provided almost all (98%) of these forward-looking contributions thereby fulfilling 308% their conference pledge of €413 million for 2024 and beyond. The EC, who announced the largest forward looking grant pledge at the conference (€560 million), were not able to report contributions for 2024 and beyond, due to regular annual budget approval processes.



Figure 3: Grant contributions against pledges (EUR), by donor 2024 and beyond

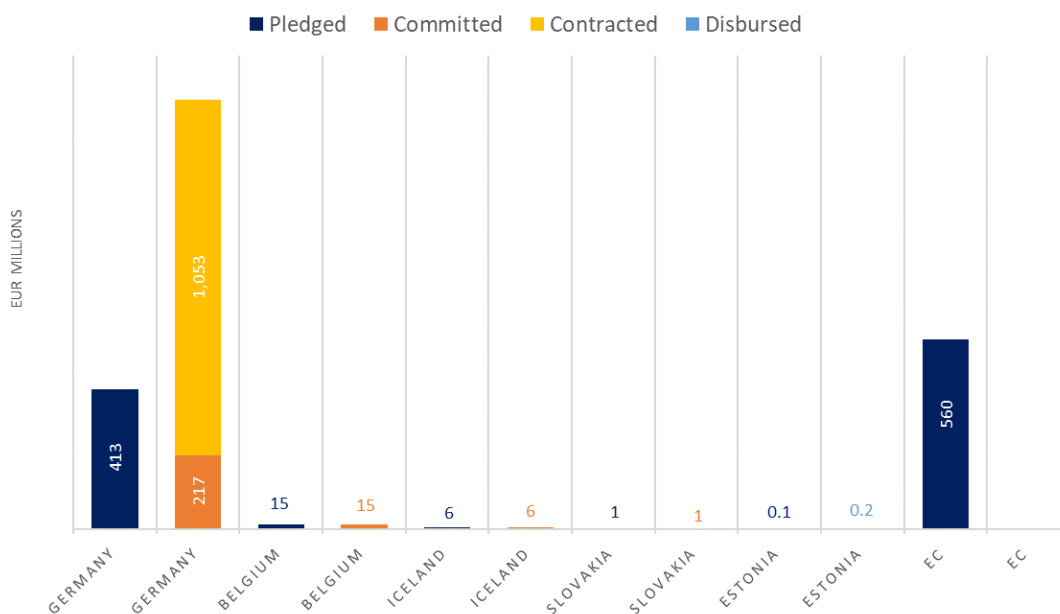


Table 2: Grant contributions and pledges (EUR), 2024 and beyond

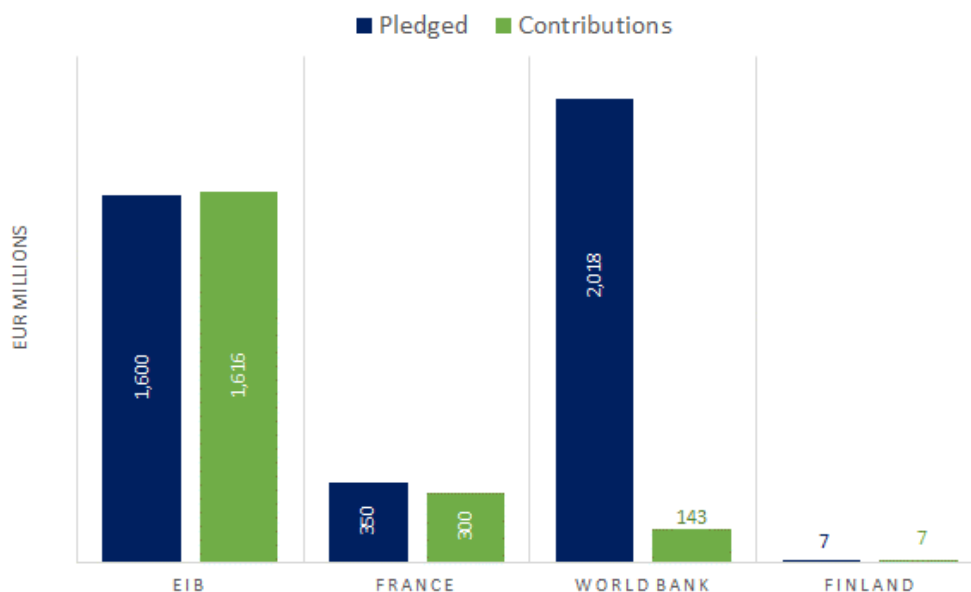
Donor	Pledged B7C	Contributions	Committed	Contracted	Disbursed
Germany	412,780,000	1,269,616,571	216,761,858	1,052,854,713	
Belgium	15,000,000	15,000,000	15,000,000		
Iceland	5,618,729	5,618,729	5,618,729		
Slovakia	1,040,000	1,040,000	1,040,000		
Estonia	100,000	150,000			150,000
EC	560,000,000	-			
<b>Totals</b>	<b>994,538,729</b>	<b>1,291,425,300</b>	<b>238,420,587</b>	<b>1,052,854,713</b>	<b>150,000</b>

## Loan Pledges and Contributions

At the Brussels VII Conference, a total of €4 billion of new loan funding was pledged for 2023 and beyond, which is on top of substantial loan pledges and contributions made in previous years. By December 2023, €2 billion (52%) of the total loan pledge for 2023 and beyond has already been

made available as loan contributions<sup>11</sup>. The largest loan contribution for 2023 and beyond was made by the European Investment Bank (EIB) (€1.6 billion), accounting for 78% of all loan contributions to Syria and the region and just exceeding the EIB conference pledge of €1.6 billion.

Figure 4: Loan contributions against pledges, by lender 2023 and beyond



A key component of the tracking of loan funding is to track the concessional status of the loan financing, with concessional loans offering a further means to support the region. Loan financing to the region is ideally made on concessional terms either on International Development Association equivalent terms or consistent with the revised Organisation for Economic Cooperation and

Development (OECD) Development Assistance Committee (DAC) principles agreed on 16 December 2014<sup>12</sup>.

Of the €4 billion loan pledge for 2023 and beyond, all pledges and nearly all loan contributions reported for this exercise have been declared to be concessional based loan financing.

<sup>11</sup> World Bank contributions were only available against the 2023 component of the 2023 and beyond pledge.

<sup>12</sup> The 2014 OECD DAC principles are outlined here: <https://www.oecd.org/dac/OECD%20DAC%20HLM%20Commu%20nique.pdf>

# Progress by Recipient Country

## Grant Contributions 2023

The financial contributions recorded in this report are being provided to Syria and to five neighbouring countries that are hosting Syrian refugees (Lebanon, Türkiye, Jordan, Iraq, and Egypt). This includes support that is being provided through individual, regional, or multiple-country frameworks which cover several or all these countries.

Donor pledges announced at the conference depict total amounts in support of humanitarian, resilience, and development activities for the crisis response for Syria and the neighbouring countries. At the time of the conference many pledges are reported as 'Not geographically defined' as shown in Figures 5-7. Some but not all donors were, at the time of this report, able to share additional information about

their pledges broken down by recipient country. This helps to explain why contributions very often exceed pledges at the level of individual recipient countries and why there is little or no delivery under the 'Not defined' pledges.

More than half of all grant pledges for 2023 were allocated to either Syria (27%) or Türkiye (26%), each being subject to separate pledges of €1.2 billion. By December 2023, contributions to Syria had reached €2 billion thereby fulfilling 161% of the conference pledge, of which 85% of these contributions to Syria were already disbursed funds (€1.7 billion). By December 2023, contributions to Türkiye reached €892 million, such that 75% of the conference pledge was fulfilled by the end of 2023.

Figure 5: Grant contributions against pledges by recipient country, 2023

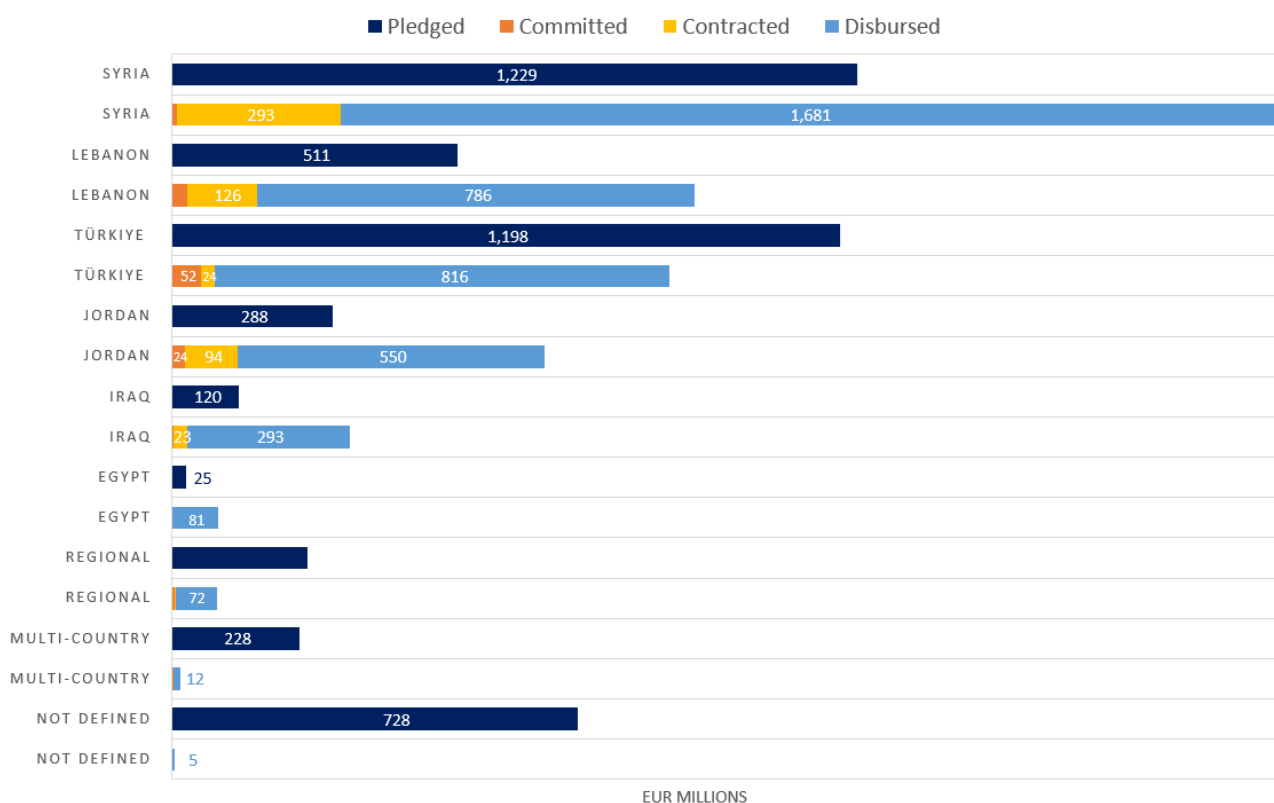
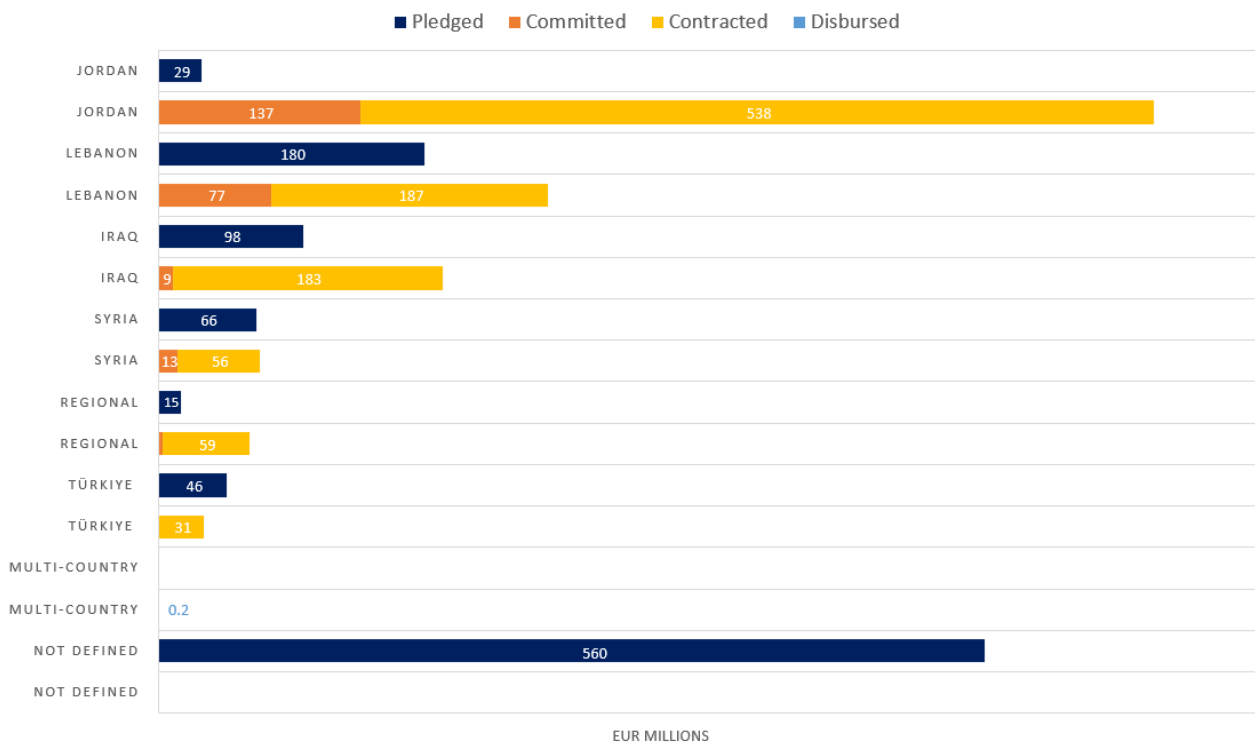


Figure 6: Grant contributions against pledges by recipient country, 2024 and beyond



## Grant Contributions 2024 and beyond

At the time of the conference, more than half (56%) of all grant pledges for 2024 and beyond were reported as being not geographically defined, amounting to €560 million. However, when it comes to the actual contributions, by December 2023 half (52%) of all grant contributions for 2024 and beyond, were either committed or contracted to Jordan amounting to €675 million which surpasses

the modest conference pledge to Jordan of €29 million by more than 20 times.

The largest country specific pledge was to Lebanon (€180 million), with associated contributions exceeding the pledge by 147% amounting to €264 million as of December 2023.

## Loan Contributions

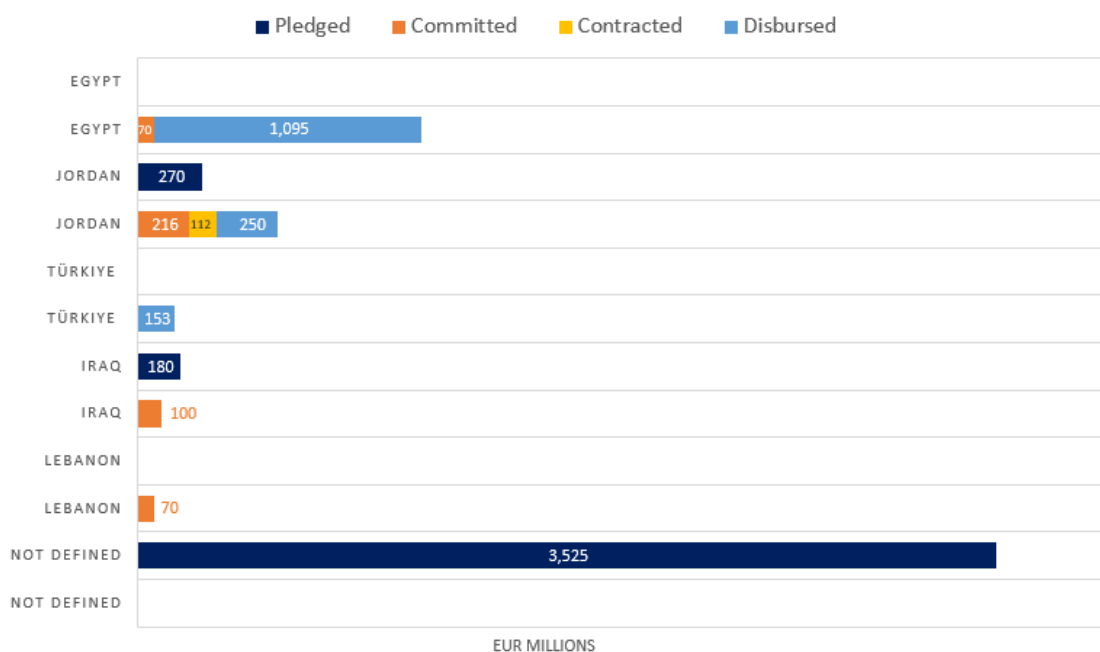
At the time of the conference some 89% of the €4 billion loan pledge for 2023 and beyond was not allocated to a specific country (Not Defined), which amounted to €3.5 billion. By December 2023, some 52% of the 2023 and beyond loan pledge had materialised as contributions for a specific country (€2.1 billion). Egypt was not subject to any specific loan pledge for 2023 and beyond, but by December 2023, 56% (€1.2 billion) of all loan contributions to Syria and the region were allocated to Egypt, of which 94% (€1.1 billion) had been disbursed. These contributions to Egypt were made by EIB.

Similarly, Türkiye was also not subject to any specific pledge at the time of the conference but by

December 2023 contributions to Türkiye (€153 million) accounted for 7% of all loan contributions to Syria and the region for 2023, plus all the loan contributions to Türkiye had been disbursed by December 2023.

Jordan accounted for 7% (€270 million) of the total loan pledge for 2023 and beyond, and 28% (€577 million) of the total contributions already realised against the whole conference loan pledge for 2023 and beyond. Iraq accounted for 5% (€180 million) of the conference pledge and by December 2023, €100 million had been committed to Iraq, thereby fulfilling 56% of the conference pledge.

Figure 7: Loan contributions against pledges by recipient country, 2023 and beyond



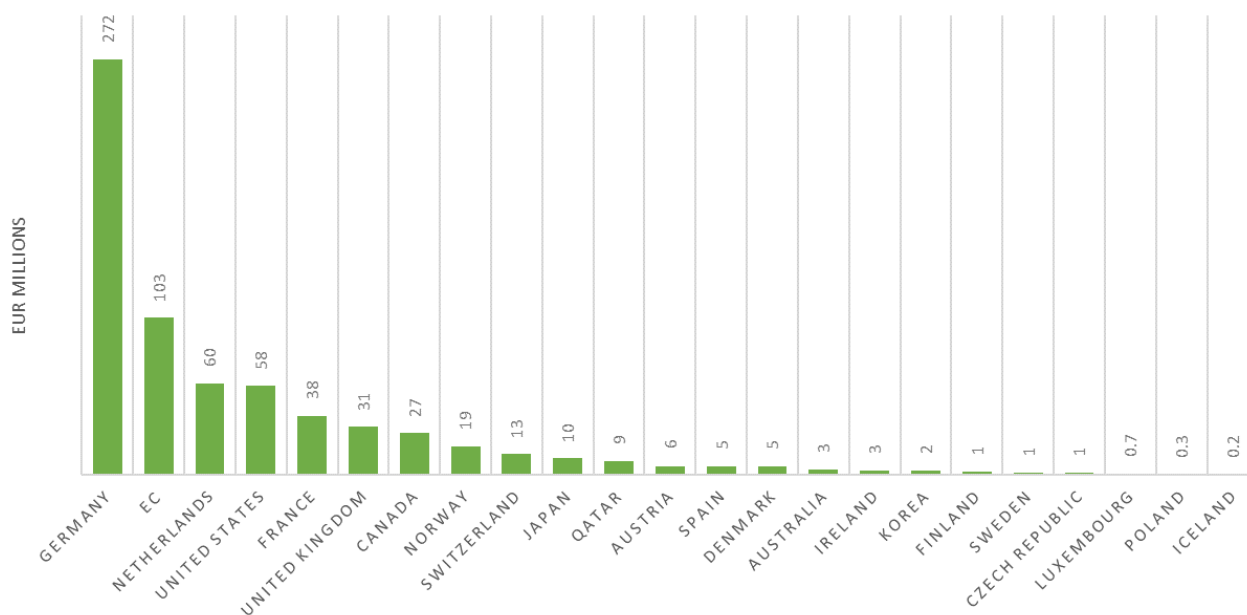
# In focus: Contributions to Jordan, Lebanon, Türkiye, and Syria

## Jordan

At the conference, the total grant pledges for Jordan amounted to €317 million, made up of a €288 million pledge for 2023 and a €29 million pledge for 2024 and beyond. Associated with these pledges a total of €1.3 billion had been contributed by December 2023, made up of €667 million of grants for 2023, and €675 million of grants for 2024 and beyond.

Overall, twenty-three donors contributed 2023 grants to Jordan of which the three largest grant contributing donors combined provided 65% (€434 million) of all 2023 grant contributions for Jordan, namely: Germany 41% (€272 million), the EC 15% (€103 million), and the Netherlands 9% (€60 million). Germany also contributed all the grants for 2024 and beyond for Jordan with €675 million.

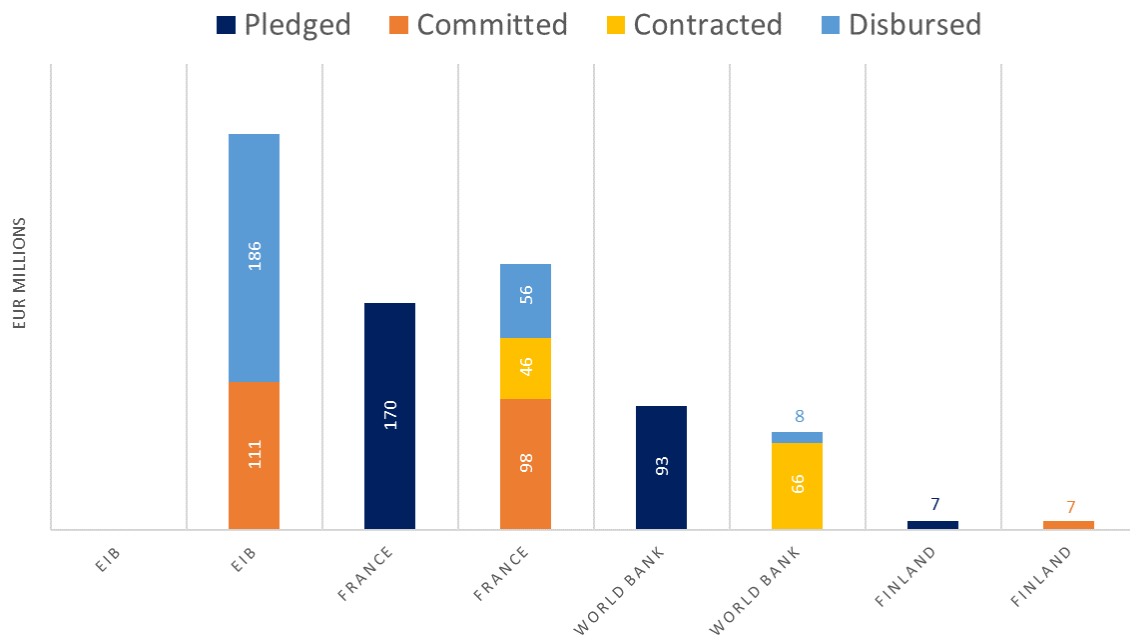
Figure 8: 2023 Grant contributions for Jordan, by donor



At the Brussels VII Conference, Jordan was subject to a total loan pledge of €270 million. By December 2023, loan contributions to Jordan reached €577 million thereby fulfilling 214% of the loan pledge and representing 28% of all loan contributions to Syria and the region for 2023 and beyond. The EIB contributed half (51%) of all loan

contributions to Jordan (€297 million) by December 2023, followed by France contributions (€200 million) which accounted for 35% of all loan contributions to Jordan, and contributions from the World Bank (€74 million) which accounted for 13% of all loan contributions to Jordan by July 2023.

Figure 9: Loan pledges against contributions for Jordan, 2023 and beyond



## Lebanon

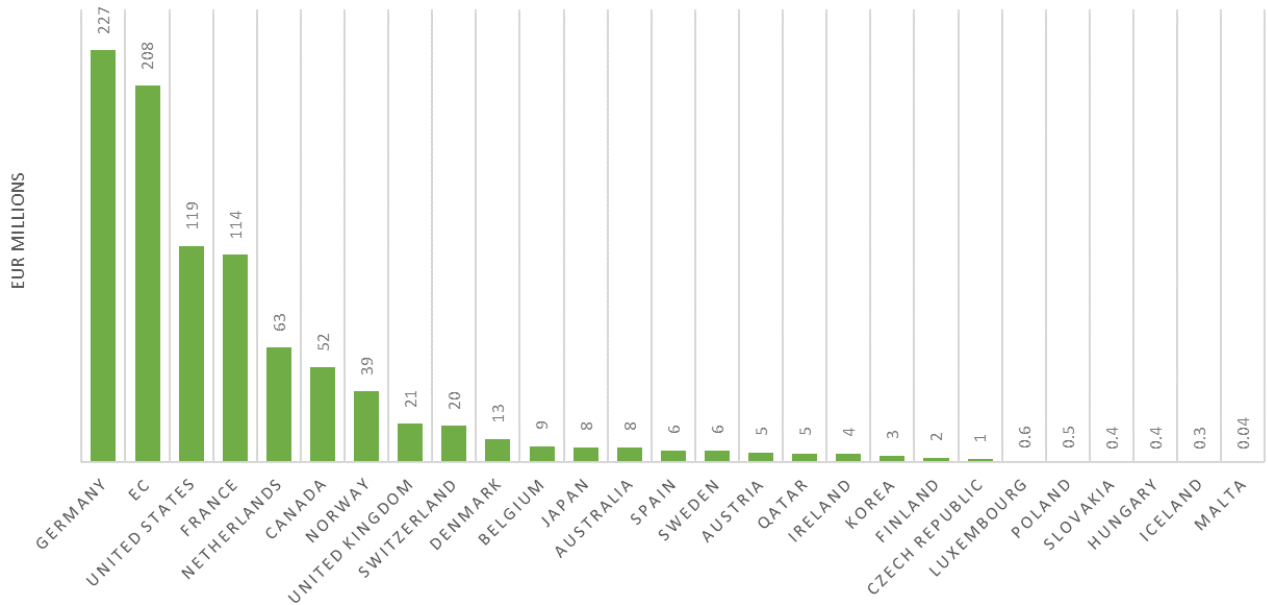
At the conference, the total grant pledges for Lebanon amounted to €691 million made up of €511 million pledged for 2023 and €180 million pledge for 2024 and beyond. Associated with these pledges a total of €1.2 billion was contributed by December 2023 made up of up of €938 million for 2023 and €264 million for 2024 and beyond.

For grants 2023, the three largest grant contributing donors combined provided 59% (€554 million) of all

2023 grant contributions to Lebanon, namely: Germany 24% (€227 million), the EC 22% (€208 million), and the USA 13% (€119 million).

At the conference, there was no loan pledge specifically for Lebanon for 2023 and beyond but the World Bank still contributed €70 million by the end of December 2023.

Figure 10: 2023 Grant contributions for Lebanon, by donor



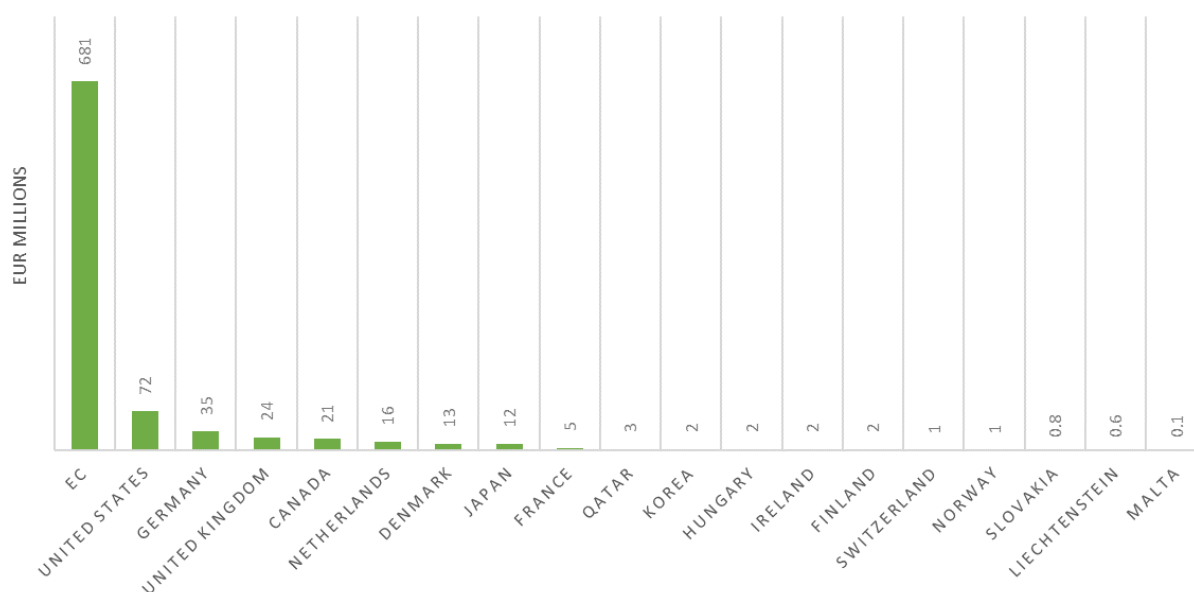


## Türkiye

As of December 2023, out of a total grant pledge for Türkiye of €1.2 billion, €923 million has been contributed<sup>13</sup>. This is made up of €892 million in grant contributions for 2023 and €31 million in grant contributions for 2024 and beyond. Of all grant contributions for 2023, some 76% was provided by

the EC, totalling €681 million. Other important donors include the USA at 8% (€72 million) and Germany 4% (€35 million). There were no loan pledges to Türkiye for 2023 and beyond but as of December 2023 the EIB had disbursed €153 million.

Figure 11: 2023 Grant contributions for Türkiye, by donor



<sup>13</sup> This does not include the ongoing contributions being made to the EU Facility for Refugees in Türkiye (FRIT), as these

contributions are being made against previous pledges made in 2019 or before.

## Syria

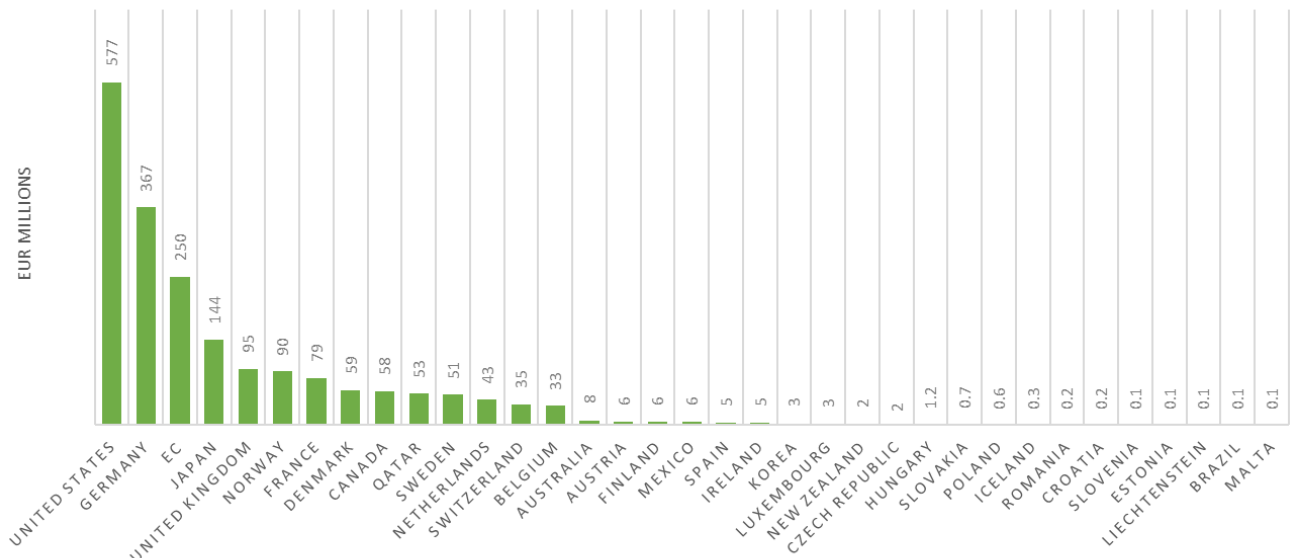
At the Brussels VII Conference donors pledged €1.3 billion in grants to Syria, of which €1.2 billion was pledged for grants in 2023, and €66 million was pledged for 2024 and beyond. For grants 2023, contributions for Syria amounted to €2 billion for 2023, thereby fulfilling 161% of the conference pledge. For Grants 2024 and beyond, contributions already reached €68 million by the end of December 2023 which satisfies 104% of the conference pledge.

Thirty-seven donors contributed \$2 billion in 2023 grants to Syria, which thereby fulfilled 161% of the €1.2 billion pledge. The three largest contributing

donors for 2023 grants accounted for 60% (€1.2 billion) of the total 2023 grant contribution, made up of USA contributing 29% (€577 million), Germany providing 18% (€367 million), and the EC 13% (€250 million).

Three donors pledged and contributed grants to Syria for 2024 and beyond: Germany pledged €53 million and by December 2023 had contributed €56 million). Belgium pledged €11 million for 2024 and beyond and contributed the same amount, as did Iceland with a pledge and contributions of €1.9 million to Syria for 2024 and beyond.

Figure 12: 2022 Grant contributions for Syria, by donor



## Sectors

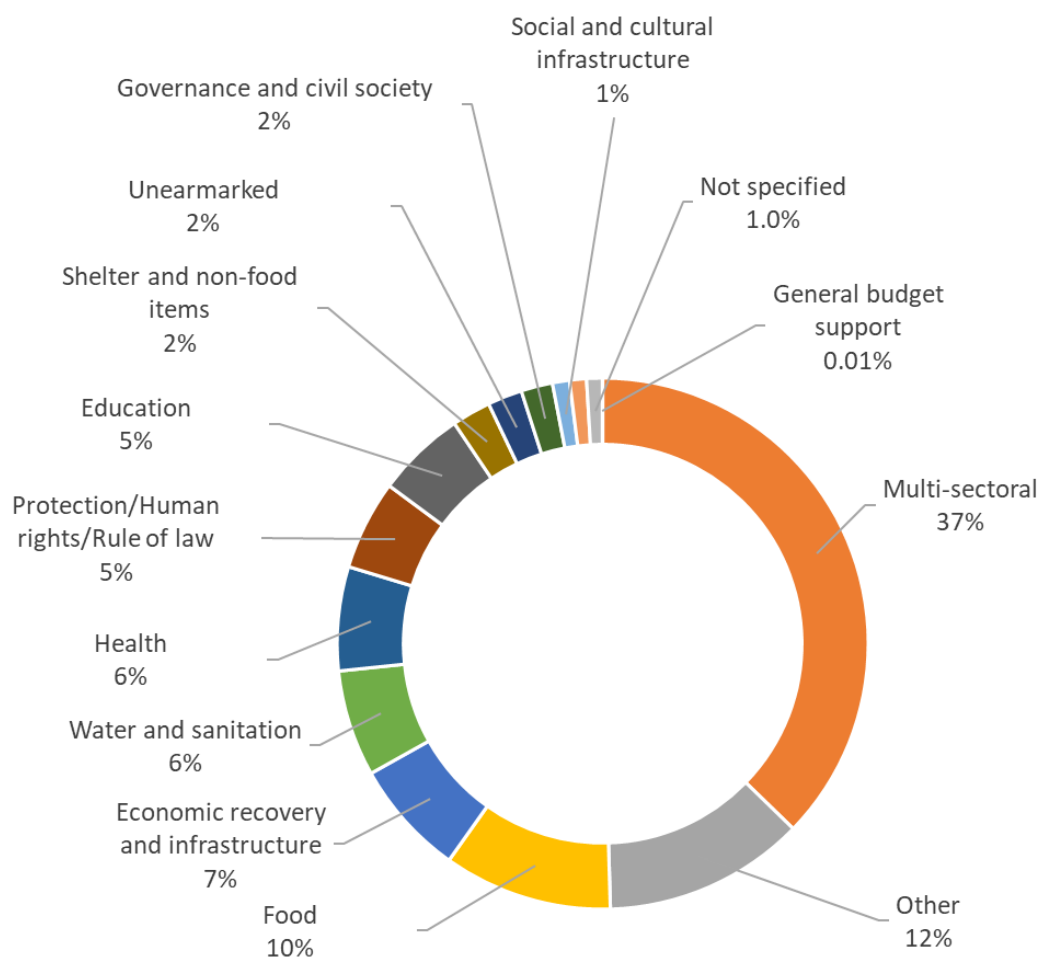
Of the total 2023 grant pledge of €4.6 billion for Syria and the region, total contributions at the end of December 2023 amounted to €5 billion. Since some donors were unable to report on the sectoral breakdown of their contributions, this sectoral analysis is based on the breakdown of €4 billion of the total €5 billion confirmed contributions, provided by thirty-eight grant donors.

Aside from the 37% of reported contributions that have been allocated to Multi-Sectoral activities, and the 12% allocated to 'Other' sectors, the largest grant investment in 2023 was in Food Security which represented 10% of all reported sectoral contributions (€408 million), which is stable compared with 2022 (11%). Nearly half of all Food sectoral contributions were to Syria (€194 million), and of Food contributions to Syria a third were

contributed by Germany. Also important were contributions to Economic Recovery and Infrastructure, which constituted 7% of total contributions, mostly to Jordan, Lebanon and Syria. Grant 2023 contributions were often in support of the Food Security sector in Lebanon (16% of all contributions to Lebanon), Syria (11%), Egypt (10%) and Jordan (9%).

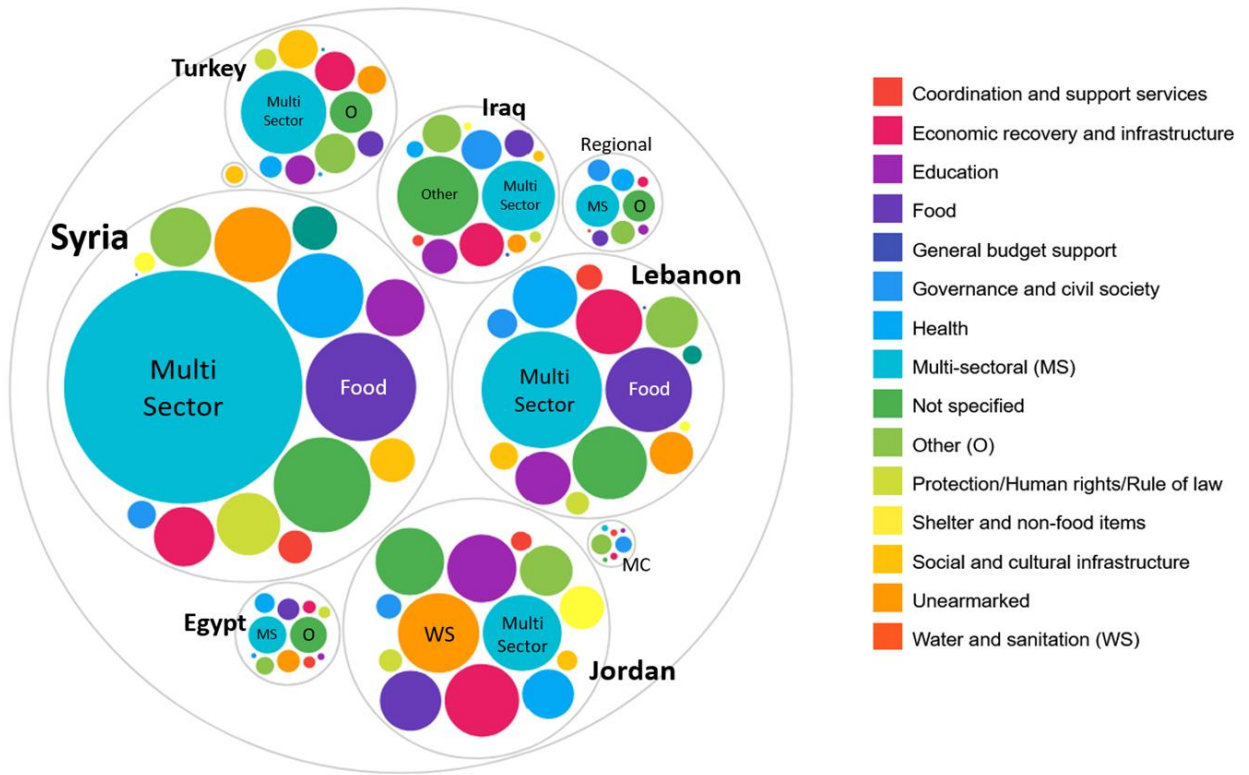
Three quarters of the €486 million in contributions to 'Other' sectors were provided by Germany (40%) or Netherlands (39%) to several recipient countries but mostly Syria and Iraq. In most countries the sector with the largest contributions were multi-sectoral or Other programmes<sup>14</sup> with the exception of Jordan for which the most common sector for 2023 grant contributions was in support of Water and Sanitation.

Figure 13: 2023 Grant contributions, by sector



<sup>14</sup> The labels in Figure 14 show the two largest sectoral contributions in each country across the region.

Figure 14: 2023 Grant contributions, by sector, and recipient country



## Channels of Delivery

Since some donors were unable to report on the channel of delivery of their contributions, this analysis of channels of delivery is based on a breakdown of €3.9 billion of the total €5 billion confirmed contributions, provided by the thirty-eight grant donors. The most commonly reported channel of delivery for 2023 grant contributions continued to be the UN Agencies, which are responsible for implementing 52% (€2 billion) of the total grant contributions for 2023.

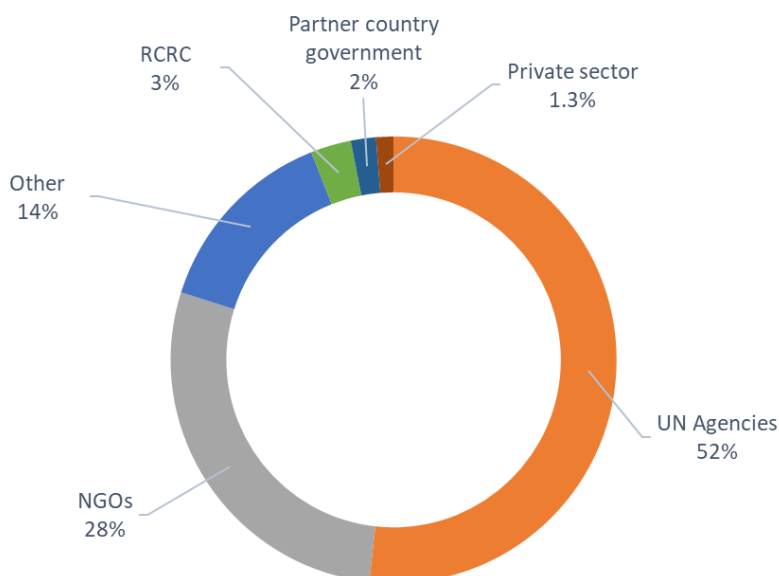
The breakdown of this data at the country level<sup>15</sup> reveals that UN Agencies continue to be the primary

delivery channel in most recipient countries such as Lebanon (67% of all contributions in Lebanon), Türkiye (56%), Egypt (74%), Jordan (44%) and Syria (47%).

NGOs are also responsible for implementing a large proportion (28%) of all the grant contributions for 2023, most notably in Syria (41% of all contributions to Syria), Iraq (19%) and Türkiye (24%).

Jordan was the only country to have notable 2023 grant contributions channelled through the partner government (8% of all contributions to Jordan).

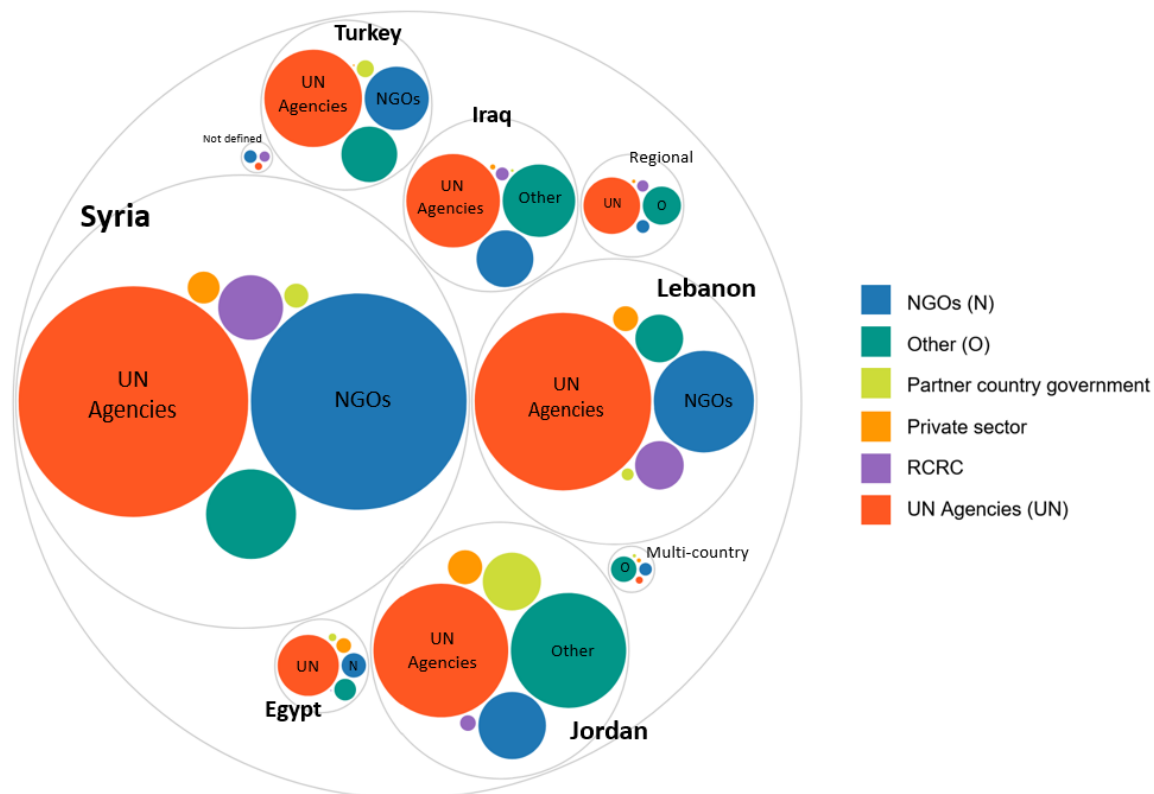
Figure 15: 2023 Grant contributions by delivery channel<sup>16</sup>



<sup>15</sup> The labels in Figure 16 show the two largest sectoral contributions in each country across the region.

<sup>16</sup> Contributions recorded under the delivery channel category 'Other' are mostly (65%) contributions from Germany to several recipient countries, especially Jordan.

Figure 16: 2023 Grant contributions, by delivery channel, by country



## UN Coordinated Response Plans

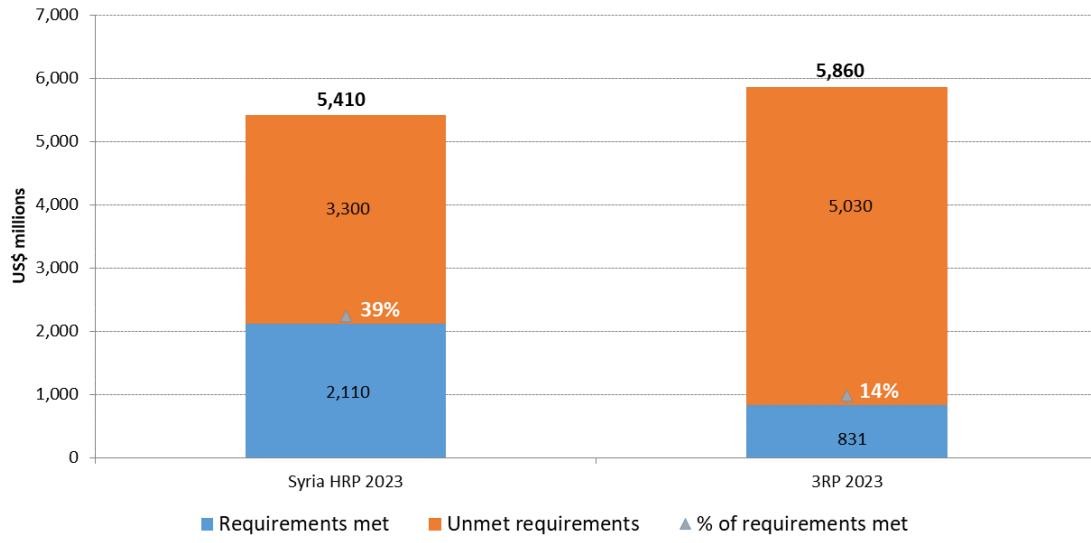
The UN Syria Humanitarian Response Plan (HRP) responds to humanitarian needs within Syria, while the UN Regional Refugee and Resilience Plan (3RP) covers protection and humanitarian needs as well as resilience in the countries hosting refugees (Egypt, Iraq, Jordan, Lebanon, and Türkiye). They represent the largest combined and coordinated pillar of the humanitarian aid response architecture. These plans bring together national governments, UN, and non-governmental agencies to assess needs, develop strategic plans, deliver programmes, and mobilise international donor support for addressing the priority humanitarian and protection needs of Syrians in Syria and Syrian refugees and host communities in neighbouring countries.

The combined funding requirements to deliver all components of these response plans is US\$11.27 billion for 2023, made up of US\$5.86 billion for the 3RP<sup>17</sup> and US\$5.41 billion for the Syria HRP<sup>18</sup>. These plans have so far only been funded partly with a total confirmed funding of US\$2.94 billion. The total grant 2023 contributions reported by donors as being channelled through the UN agencies under this financial tracking exercise was US\$2.03 billion. This discrepancy is due to the fact that the data collected for this report is collected directly from the donors and banks, not all of whom were able to report on delivery channel, whereas the UN collects their data separately and with different level of completeness.

<sup>17</sup> Data sourced from UNHCR, UNDP, and the UN Financial Tracking System website: <https://fts.unocha.org/plans/1126/summary>

<sup>18</sup> Data sourced from UNHCR, UNDP, and the UN Financial Tracking System website: <https://fts.unocha.org/appeals/1088/summary>

Figure 17: Requirements and contributions for Syria-related UN-coordinated response plans, 2023



# Annexes

## Annex A: Glossary

Term	Definition
Commitment	A firm plan expressed in writing and backed by the necessary funds, carried out by an official donor to provide specified assistance to a recipient country government, organisation or implementing agency. In the context of the tracking reports, commitments refer to those funds which have been committed but not yet contracted or disbursed. Committed funds can under some circumstances be decommitted. In the case of loans, the amount committed by financial institutions should be understood as the amount of loans formally approved by their institutions.
Contract	A binding agreement signed between a donor and a recipient implementing institution, organisation, or agency to implement an action. Funds can then be disbursed on this basis. In the context of these tracking reports, contracted funding refers to those funds which have been contracted but not yet disbursed. Contracts can under some circumstances be cancelled. In the case of loans, the amount contracted by financial institutions refers to the amount of loans formally signed with the borrower.
Contribution	For the purpose of the tracking reports, 'contributions' is used as a general term to refer to the sum of all funds reported as committed, contracted and disbursed.
Disbursement	Outgoing funds that are transferred to a recipient institution, organisation, or agency, following a commitment and/or a contract. In the context of these tracking reports, disbursements refer to funds disbursed from the donor to the first-level recipient, not to the funds which are ultimately spent at the project level. Disbursements may depend on the progress of the respective projects and that achieved by respective implementing partners. In the case of loans, the disbursed amount by financial institutions refers to the amount transferred to the borrower.
Grant	Funding for which no repayment is required.
Lending institutions	All institutions that pledged and/or contributed loans as part of the Syria response. This includes multilateral development banks and government institutions.
Loan	Funding for which the recipient incurs a legal debt.
Loan – concessional status	The concessional status of a loan reflects the benefit to the borrower compared with a loan at market rate. Concessional loans' benefits can include a lower interest rate, a longer period in which the loan must be repaid and a delay to when the repayment must begin.
Made / make available	Synonym for contributed / contribute
Multi-country	Pledges and funding labelled as 'multi-country' in the reports refer to instances where funding is directed (or will be directed) to two or more (but not all) specified countries in the Syria region. This differs from pledges and funding labelled as going to the 'Region', which is specified as funding for the regional response by donors and may go to all countries in the region; as well as 'not defined', which refers to pledges and funding where no country or regional detail has been provided.
Multi-sector	In the context of sectoral disaggregation of grants and for the purposes of the tracking reports, multi-sector refers primarily to projects and activities with no one dominant sector and often applies to assistance for refugees provided and/or coordinated by the UN High Commissioner for Refugees (UNHCR). This definition is in line with the Inter-Agency Standing Committee's sectoral definitions.
Multilateral development banks	Multilateral development banks are supranational institutions established by a group of countries with the common task of fostering economic and social progress in developing countries by financing projects (in the form of loans or grants), supporting investment, generating capital, and providing technical expertise.
Pledge	In the case of grants, a pledge refers to a non-binding announcement of an intended contribution or allocation by donors.



Term	Definition
	In the case of loans, a pledge represents a non-binding announcement of a lending target. Achieving set lending targets depends on the ability and willingness of the borrowing party to take out a loan.
Recipient country	These reports include analyses of pledges and funding by recipient country. This includes direct funding to the governments of recipient countries, as well as funding channelled through organisations working in the country, such as the UN, NGOs, the International Committee of the Red Cross (ICRC) and the International Federation of Red Cross and Red Crescent Societies (IFRC) and the private sector.
Region	In the context of the Brussels conference, 'Region' refers to Egypt, Iraq, Jordan, Lebanon, and Türkiye.
Unearmarked	In the context of these reports, unearmarked refers to funding that is deliberately not directed to any particular sector by the donor. This differs from 'sector not specified' where details of sector-specific allocation are not available from the reports provided by the donors.

## Annex B: Methodology

The pledges made by the international community at the Brussels VII Conference in support of Syria and the region are detailed in the Financial Annex to the Co-Chair's Statement<sup>19</sup>.

The overall purpose of the ongoing financial tracking of the support to Syria and the region, is to contribute towards the strengthening of the adherence to the Organisation for Economic Cooperation and Development (principles of aid effectiveness, specifically: national ownership; alignment; harmonisation; managing for results and mutual accountability). The specific objectives of this financial tracking that contribute to the achievement of the overall purpose, is the transparent monitoring of the following components of financial support to Syria and the region:

1. Realisation of non-binding donor grant and loan pledges into firm funding (grant or loan) contributions<sup>20</sup> (committed, contracted, and disbursed).
2. Realisation of grant and loan contributions by country, sector, and delivery channel.
3. Concessional status of loans at each stage from pledge and each progressive stage in the progress of loan contributions (committed, contracted, and disbursed).
4. Realisation of grant and loan funding contributions (committed, contracted, and disbursed) from regional and country-specific multi-donor mechanisms.

The definitions of contributions have been applied rigorously throughout the data collection process and in this report. A non-binding pledge only becomes a contribution once it is committed, which is defined as: *"a firm plan expressed in writing and backed by the necessary funds, carried out by an official donor to provide specified assistance to a recipient country government, organisation or implementing agency"*. The definition of a contribution also includes committed funds that have subsequently been contracted and then disbursed. This financial tracking report has applied the existing definitions of these terms comprehensively and consistently. The strict application of these definitions is critical to the achievement of all four of the objectives of this financial tracking, and a crystal-clear distinction between non-binding pledges and actual funds being realised is essential to meet the overall purpose of mutual accountability.

The definition of terms (Annex A: Glossary), approach and methodology followed for this round of financial tracking has replicated the stated

approach and methodology from the previous rounds of financial tracking, which encompass the following steps in the process:

1. The intended pledges of the donors and multi-lateral development banks were collected prior to the Brussels VII conference, with the submission of Pledge Forms and online submissions.
2. During the Brussels VII conference (14-15 June 2023) donors and banks publicly confirmed their pledges, which were recorded in real time, rapidly verified, and then the total pledge was released at the end of the conference in the Financial Annex to the Co-chairs Declaration.
3. Following the Financial Tracking Report No. 10, lessons learning meetings were held with several donors and banks to improve the data collection process and pilot test the new automated financial tracking forms. The data collection forms were then finalised based on this learning before being distributed to all donors and banks.
4. On 26 January 2024, a detailed financial tracking form was sent for completion by all forty-two donors and two banks that made a pledge at the Brussels VII conference, with clear instructions on how to complete the forms. The form included locked information and fully automated validation mechanism highlighting inconsistencies in the data for consideration, and confirmation by the relevant donor during completion. Donors were also required to provide detailed comments on any residual inconsistencies in the data. The donors and banks were requested to return completed forms with all the required data by 16 February 2024, to complete the financial tracking exercise in time to publish this report in April 2024.
5. As soon as data was received it went through a robust validation process before being entered into the financial tracking database. The contribution data was validated on the basis that firm commitments require written confirmations and requisite resources available, committed to specific countries (or multi-country or regional), sectors, and delivery channels. Any inconsistencies in total contributions between tables was automatically highlighted and when required further clarifications were requested from each donor if the comments did not fully explain the issues highlighted.

<sup>19</sup> Financial Annex to the Co-Chair's Statement: [https://www.consilium.europa.eu/media/65267/2023\\_06\\_15\\_chairstatement.pdf](https://www.consilium.europa.eu/media/65267/2023_06_15_chairstatement.pdf)

<sup>20</sup> See Annex A – Glossary for detailed definition of all terms used.

6. Once the data was validated, it was entered on to the database<sup>21</sup>, and then analysed and graphed, and finally included in the report.

The robust data collection and validation process has enabled any gaps or deficiencies in data to be identified and assessed in detail to determine how to resolve the deficiency. All remaining gaps or anomalies in data are noted in the respective section of the report, with the full details of the anomaly being noted in footnotes throughout the report. This full disclosure on the strength of the data presented allows any independent reader to interrogate the analysis and draw conclusions with a full knowledge of the strength of the data presented.

The collection of a universal set of data from all donors and banks has enabled the analysis to rely solely on the universal primary data collected, with external secondary data sources from the UN only being used to compare and triangulate the data collected on the UN delivery channel.

The Euro amounts for pledges were taken directly from the Financial Annex to the Co-chairs statement from the conference. The ECB Exchange Rates<sup>22</sup> on 9 June 2023 were used in the pledge statement and for all financial data analysed in this report.

For contributions in the years 2016-2021, the average UN Operational Exchange Rate for the respective year is used. For contributions in 2023 and beyond the ECB rate on 9 June 2023 is also used, to ensure comparability of pledge and contribution data.

The UN appeal information has been sourced from the UN Office Coordination of Humanitarian Affairs (OCHA) Financial Tracking System (FTS). Funding figures for the Syria 3RP in FTS might differ from the UNHCR funding snapshots due to time lags in data collection.

The sectoral analysis of grants in the report uses sector classifications that are specific to this tracking project and are consistent with previous reports to enable longitudinal analysis. The classification of sectors is informed by the OECD DAC sectors and purpose codes, and the Inter-Agency Standing Committee<sup>23</sup> standard sectors.

<sup>21</sup> The information management system designed and used for this financial tracking exercise was as follows: Macros and other extract, transform and load (ELT) functions were used to automatically extract input cells from each of the data collection forms regardless of whether they contained reported data.

- 225 cells potentially containing numerical data from each Grant form 2023 (Tables 1, 3 & 4)
- 36 cells potentially containing numerical data from each Grant form 2024 and beyond (Table 1)
- 72 cells potentially containing numerical data from each Loans form 2023 onwards (Tables 1 & 2)

Not all donors completed all data sheets and so the Grants Database for 2022 and 2023 and beyond contained 16,875 rows

The sectors used for this analysis of grants include the following:

- education
- health
- water and sanitation
- governance and civil society
- social and cultural infrastructure
- economic recovery and infrastructure (including agriculture, mine action and livelihoods)
- food
- coordination and support services
- protection/human rights/rule of law
- shelter and non-food items
- multi-sector
- unearmarked
- not yet specified
- other

Funding that does not fall under any of these sector categories are combined into 'other', with additional detail provided by each institution in their data submission reports.

of which 1,117 rows contained reported data. The final Loans Database contained 2,961 rows, of which 19 contained data. Data tables were joined using the vertical concatenation function in JMP v14.2 and were then analysed with the tabulate function and graph builder.

<sup>22</sup>

[https://www.ecb.europa.eu/stats/policy\\_and\\_exchange\\_rates/euro\\_reference\\_exchange\\_rates/html/index.en.html](https://www.ecb.europa.eu/stats/policy_and_exchange_rates/euro_reference_exchange_rates/html/index.en.html)

<sup>23</sup> The Inter-Agency Standing Committee is the primary mechanism for inter-agency coordination of humanitarian assistance involving key UN and non-UN humanitarian partners.